



## **C4** **BATTERY CAGE**

**FACCO**  
POULTRY EQUIPMENT


## C4 BATTERY CAGE

With its first model introduced before the beginning of the '70 he belt cleaning model best represents the constant improvement and innovation spirit which characterizes Facco' products. This model nowadays called "C4 type" is definitely the most suited for the 21st century poultry production as it optimizes the ratio between density and shed's volume thus best fulfilling the present days dimensional requirements. This typology is also suited for sheds where the manure can be removed periodically thus allowing a better control of the inside environmental conditions as it reduces the creation of flies. The simple installation required and lack of structural constrains makes it ideal for refurbishing of existing houses.

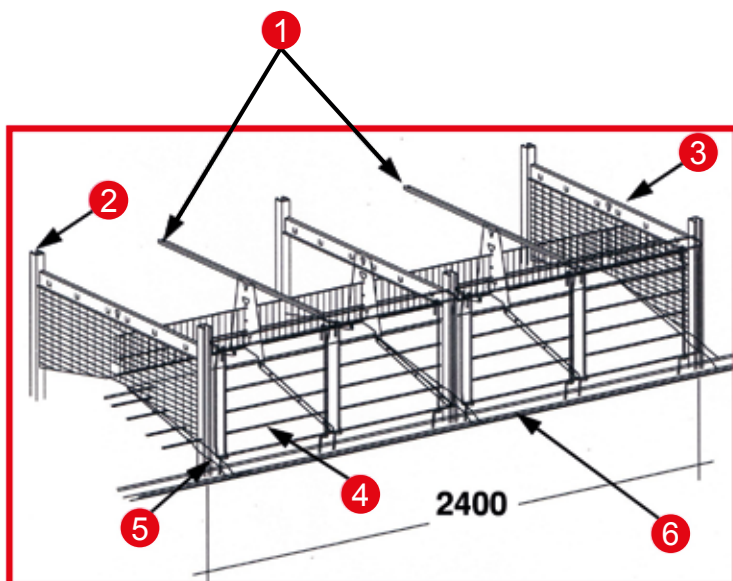
From experience with batteries in compliance with European standards, we have found that the increase in height and size of the cages improve not only the animals' wellbeing but also the "performance" of the systems.

In particular, the greater height permits the animal to open its wings and facilitates drinking, the cell dimensions enable having "colonies" of calmer animals that can freely move around. The two possible configurations permit having 120 x 78.2-cm or 240 x 78.2-cm cells, up to reaching 60 x 78.2-cm ones.

The versatility of the cells gives the best adaptation to possible surface innovations required by future legislation.

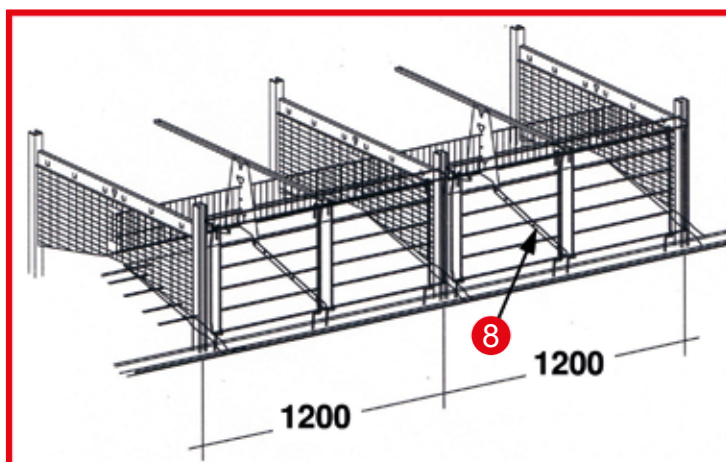


## C4 BATTERY CAGE



SOLUTION 1

- 1 Partition with upper rounded shape to make the belt sliding easier. It is equipped with integrated hooks for longitudinal rod support.
- 2 Leg, hot dip galvanised after welding, with a "C" shaped section for a easy cleaning. It has a special structural design to support up to 12 tiers;
- 3 Transversal mean on the battery cages with support for the nipple pipe, it is in axis with the legs to reduce the space occupied; it is an opened profile to be completely washable;
- 4 Sliding door on independent frame to increase sliding accuracy and reliability;




SOLUTION 2

- 5 Roosting profile foreseen to reduce egg breakage and increase the bird welfare.
- 6 Soft Balanced Floor with progressive balancing. The cage floor is composed of 2mm wires, on the eggs rolling direction, in order to reduce breakage and by 2,3mm wires on the longitudinal direction to compensate floor bending. It is also supported by 3mm wires placed under the floor. As an option the wire mesh can be hot deep galvanised after welding.
- 7 6/10 or 8/10 feed trough with anti waste profile, it is directly integrated to the levelling system of the feed distribution trolley
- 8 Lower support of the foot rest.

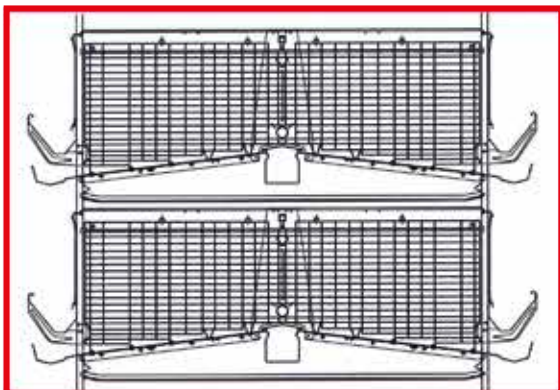


## C4 BATTERY CAGE

The “C3 type “ is offered in 3 different models and various solutions to meet the most different needs and solutions.



The basic model without in cage manure drying facility is normally utilized in conjunction with an external manure drying system such as Facco's MDS (see relevant information in the dedicated section).

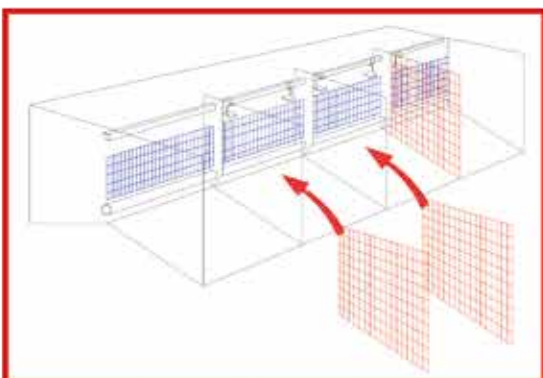


The solution with manure drying duct under the cage is ideal for moderate length sheds and allows to utilize the full cage depth. The special design with the duct all over the floor wire mesh grants a complete cleaning of the manure duct upper part done by the birds' feet.



Animal welfare is increasingly considered in various countries, also where there is no regulation in force, such as that in Europe (nests, perches, scratching). Some countries are moving in the direction of standards Adopted in Europe and the market also often demands a “greener” egg.

This type of battery permits the subsequent implementation of these “optionals” and therefore gives greater safety to the competitiveness of the system for many years.



The battery also permits changing the dimensions. In fact, even “removable” partitions can be used, which Enable.

Moving from “smaller” cells to larger ones with nests, perches, etc.

## C4 BATTERY CAGE

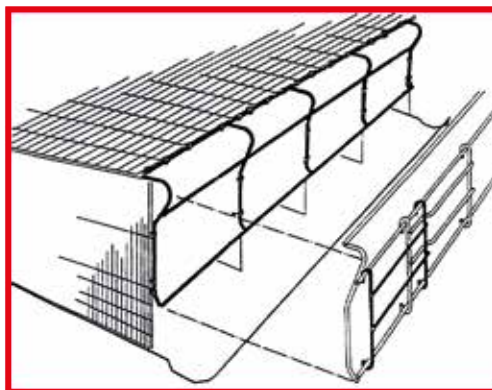
Difference comes out from the details .....



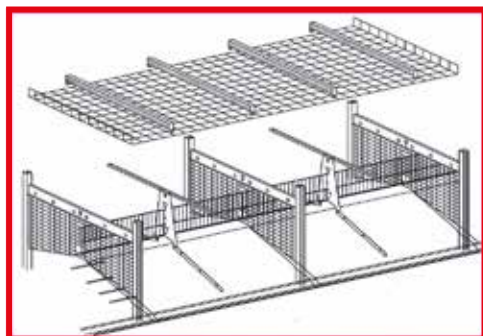
Thanks to its production technology Facco has designed the floor horizontal wire support as an extension of the partition wires thus granting a reduced sagging of the floors even when the cage is fully occupied thus preventing the concentration of eggs in the center of the cage. Its design facilitate the installation and through a proper distribution of the load ensures a longer lasting of the partition.



The egg saving baffle is designed to allow a firm grip of the birds' feet preventing accidental damaging of the eggs under it through accidental slipping.



The sliding door is fitted on a special frame to ensure proper sliding while preventing unhooking



The various options available make the C3 a very versatile model suited to answer the various needs of a modern poultry farming



## C4 BATTERY CAGE



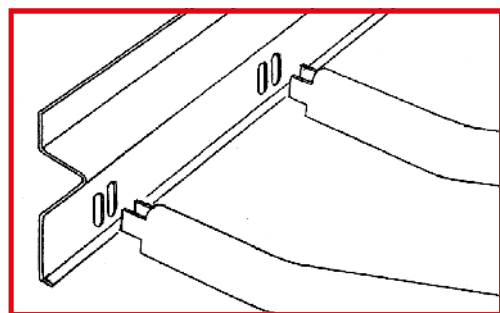
The special 4 bends shape of the cage stands grants maximum strength thanks also to the generous thickness while keeping an easy cleaning in line with the most recent HACCP practices.



The special shape of the lower part of the cage stand ensures greater static stability while the adjustable cage base element allows to compensate unevenness of the shed's floor for perfect leveling.



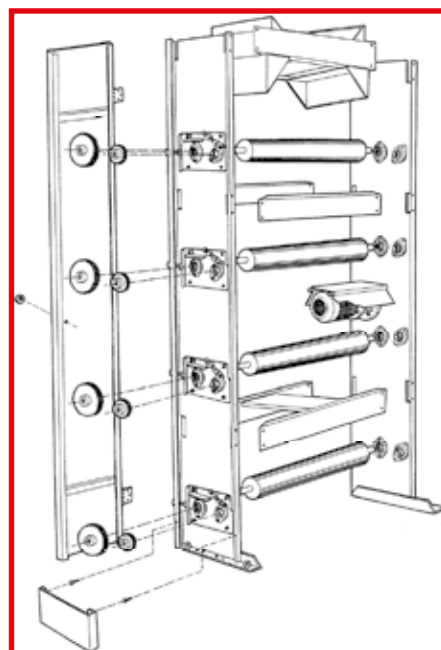
The cage stand transversal mean is particularly thick for strength while the special design conceived to prevent dirty areas allows to install the partition in axes with the cage stands thus allowing a maximum utilization of the cage width.



The special side profile allows a guide of the manure belt.



The secondary scraper placed on the return side of the manure belt before the last cage stand in an area undisturbed by feathers grants maximum cleaning.



In the heavy duty manure removing unit steel sprockets ensure maximum durability and are designed to facilitate inspection and maintenance.

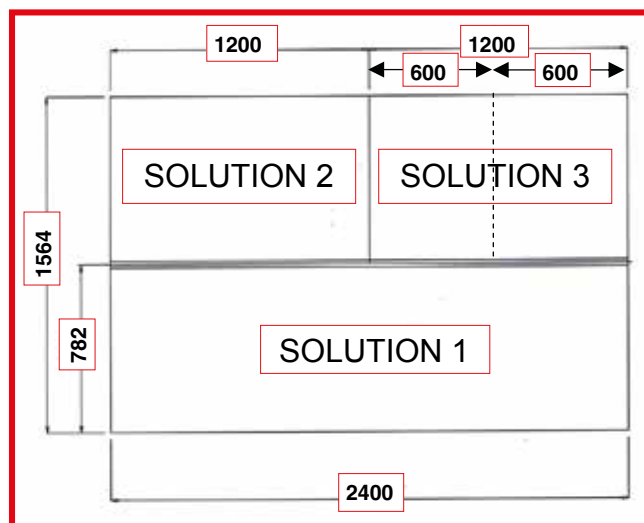
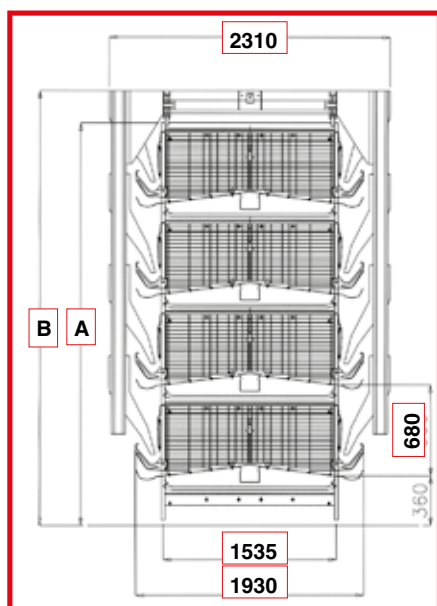
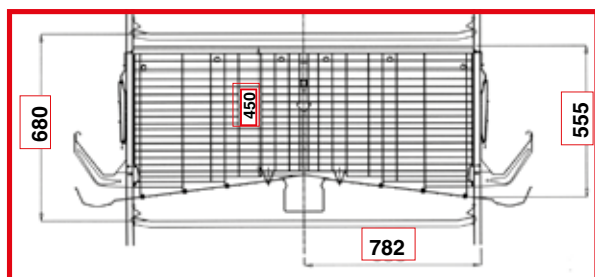


Special lower foot rest, which permits positioning the partition wherever required until it is completely removed.



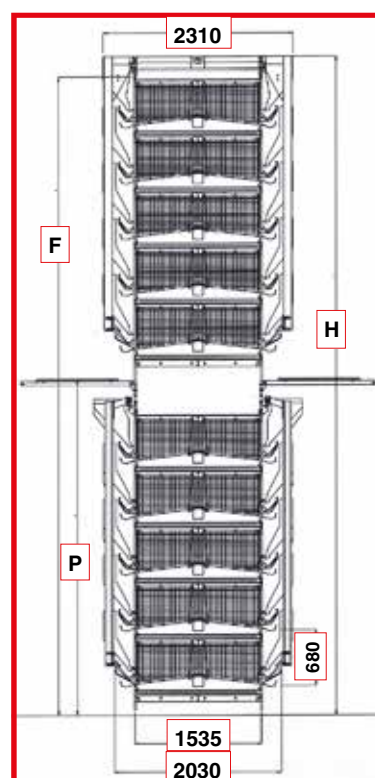
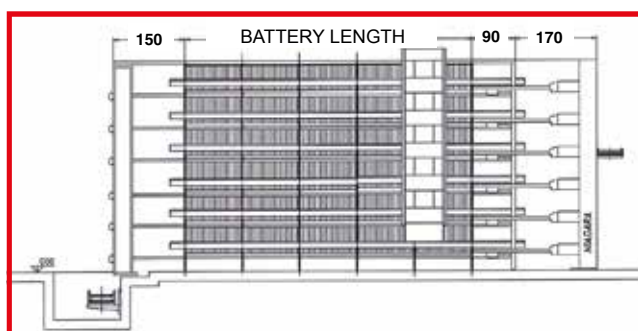
The front head has been designed for allowing an easy maintenance and adjustment of the manure belts.

# C4 BATTERY CAGE



TIERS	"A"	"B"
3	2370	2555
4	3050	3235
5	3730	3915
6	4410	4595
7	5090	5275
8	5770	5955

TIERS	"F"	"H"	"P"
3+3	5078	5263	2720
4+3	5758	5943	3400
4+4	6438	6623	3400
5+4	7118	7303	4080
5+5	7798	7983	4080
6+5	8478	8663	4760
6+6	9158	9343	4760





**FACCO**  
POULTRY EQUIPMENT

**OFFICINE FACCO & C. S.p.A.**

Via Venezia, 30  
35010 Marsango (Padova) Italy

**Tel.** +39 049 9698111

**Fax** +39 049 9630605

**[facco@facco.net](mailto:facco@facco.net)**

**[www.facco.net](http://www.facco.net)**

