



FACCO
POULTRY EQUIPMENT

OFFICINE FACCO & C. S.p.A.

Via Venezia, 30
35010 Marsango (PD) Italy

Tel. +39 049 9698111

Fax +39 049 9630605

facco@facco.net

www.facco.net





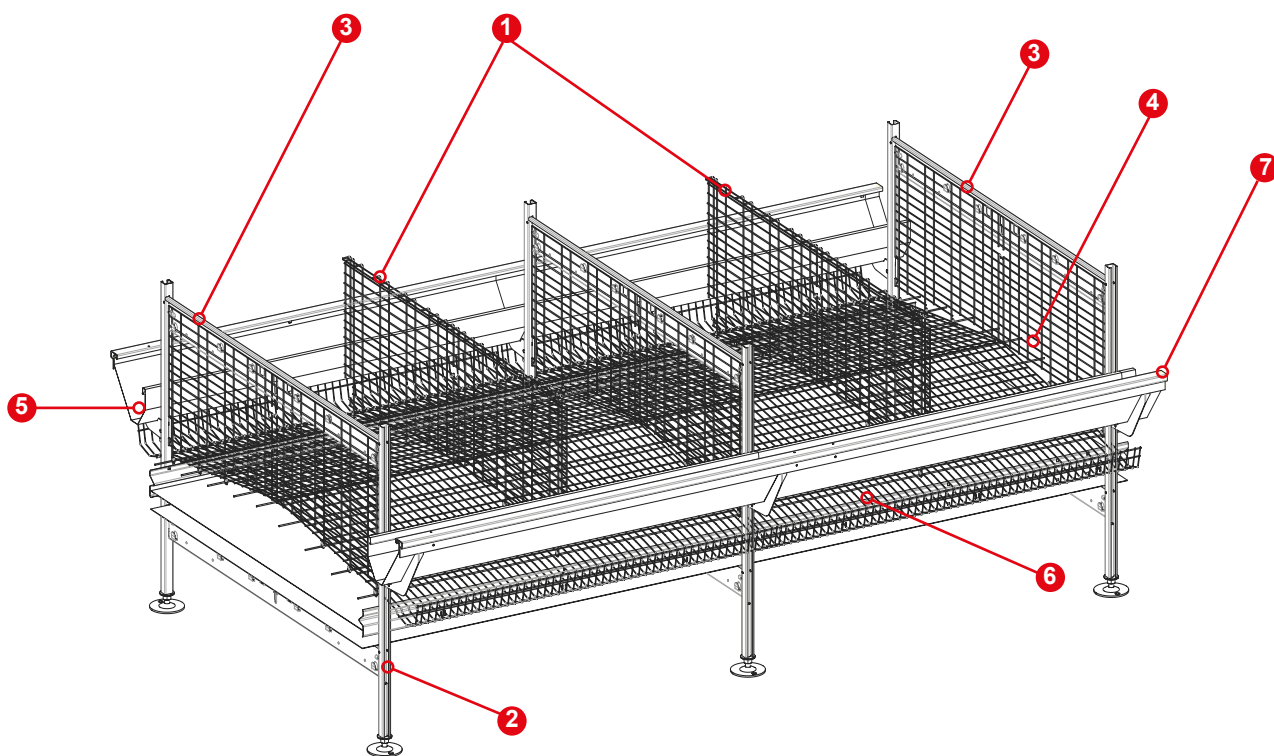
C3 Layer



FACCO
POULTRY EQUIPMENT

C3 LAYER

With its first model introduced before the beginning of the '70 he belt cleaning model best represents the constant improvement and innovation spirit which characterizes Facco products. This model nowadays called "C3 type" is definitely the most suited for the 21st century poultry production as it optimizes the ratio between density and shed's volume thus best fulfilling the present days dimensional requirements. This typology is also suited for sheds where the manure can be removed periodically thus allowing a better control of the inside environmental conditions as it reduces the creation of flies. The simple installation required and lack of structural constrains makes it ideal for refurbishing of existing houses.



❶ Partition with upper rounded shape to make the belt sliding easier. It is equipped with integrated hooks for longitudinal rod support.

❷ Leg galvanised with a "C" shaped section for a easy cleaning. It has a special structural design to support up to 15 tiers.

❸ Transversal mean on the battery cages with support for the nipple pipe, it is in axis with the legs to reduce the space occupied; it is an opened profile to be completely washable.

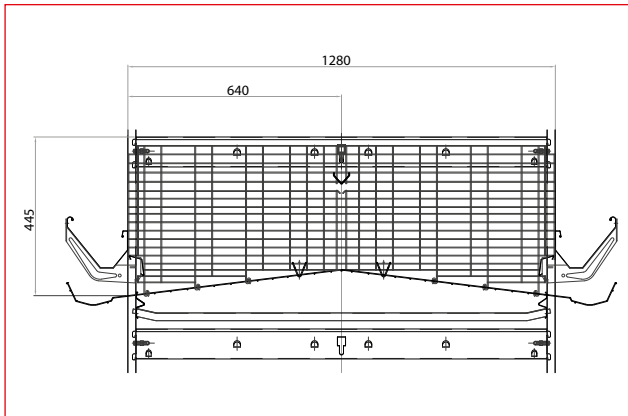
❹ Sliding door on independent frame to increase sliding accuracy and reliability.

❺ Egg saver band: this profile reduces the egg micro breaks and increases the animal welfare.

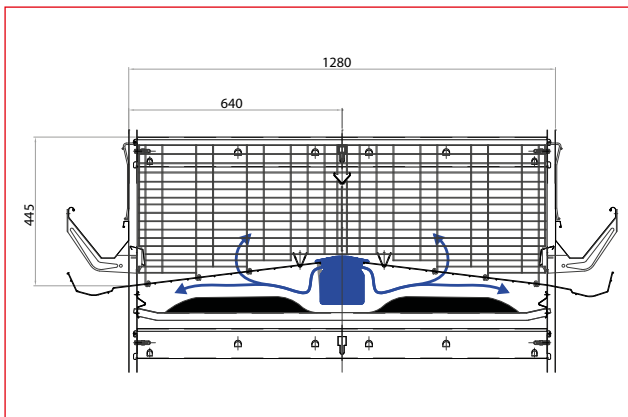
❻ Soft Balanced Floor with progressive balancing. The cage floor is composed of 2mm wires, on the eggs rolling direction, in order to reduce breakage and by 2,3mm wires on the longitudinal direction to compensate floor bending. It is also supported by 3mm wires placed under the floor. As an option the wire mesh can be hot deep galvanised after welding.

❼ 8/10 feed trough with anti waste profile, it is directly integrated to the levelling system of the feed distribution trolley.


THE “C3 TYPE” IS OFFERED IN 2 DIFFERENT MODELS AND VARIOUS SOLUTIONS TO MEET THE MOST DIFFERENT NEEDS.



The basic model without in cage manure drying facility is normally utilized in conjunction with an external manure drying system such as Facco's MDS (see relevant information in the dedicated section).

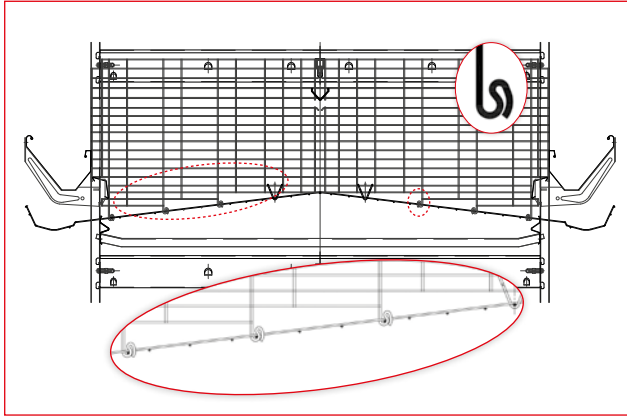


The solution with manure drying duct under the cage is ideal for moderate length sheds and allows to utilize the full cage depth. The special design with the duct all over the floor wire mesh grants a complete cleaning of the manure duct upper part done by the birds' feet.




TECHNICAL FEATURES

DIFFERENCE COMES OUT FROM THE DETAILS

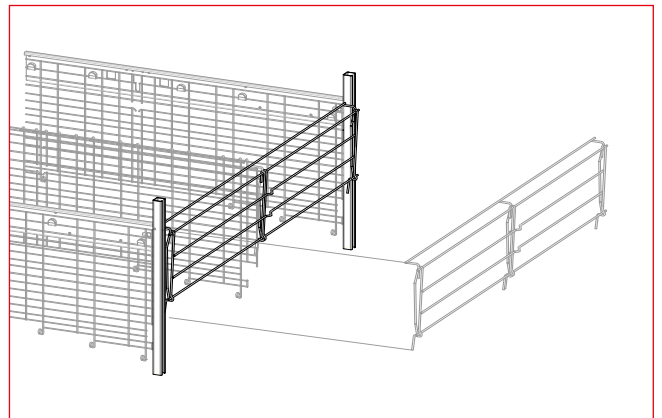


Thanks to its production technology Facco has designed the floor horizontal wire support as an extension of the partition wires thus granting a reduced sagging of the floors even when the is fully occupied thus preventing the concentration of eggs in the center of the cage. Its design facilitate the installation and through a proper distribution of the load ensures a longer lasting of the partition.

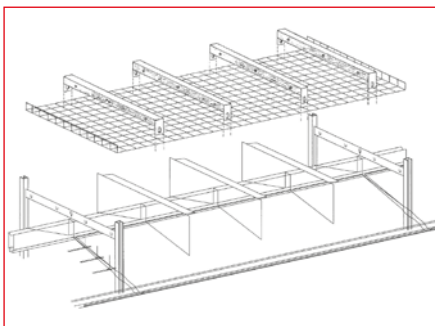


The egg saving baffle is designed to allow a firm grip of the birds' feet preventing accidental damaging of the eggs under it through accidental slipping.

At the same time, this "hookup" system creates a rigid joint to the structure of the battery and therefore it allows to have great stability even if submitted to transversal stress.



The sliding door is fitted on a special frame to ensure proper sliding while preventing unhooking.



The various options available make the C3 a very versatile model suited to answer the various needs of a modern poultry farming. For example the anti-Coccidiosis accessory and the mechanical egg saver.

TECHNICAL FEATURES



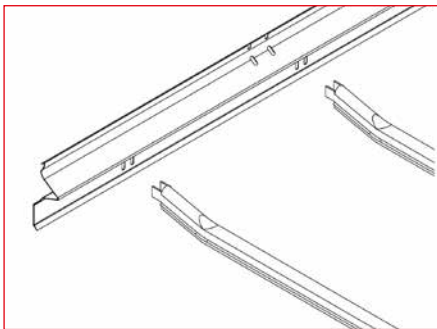
The special 4 bends shape of the cage stands grants maximum strength thanks also to the generous thickness while keeping an easy cleaning in line with the most recent HACCP practices.



The special shape of the lower part of the cage stand ensures grater static stability while the adjustable cage base element allows to compensate unevenness of the shed's floor for perfect leveling



The cage stand transversal mean is particularly thick for strength while the special design conceived to prevent dirty areas allows to install the partition in axes with the cage stands thus allowing a maximum utilization of the cage width.



The special side profile allows a guide of the manure belt

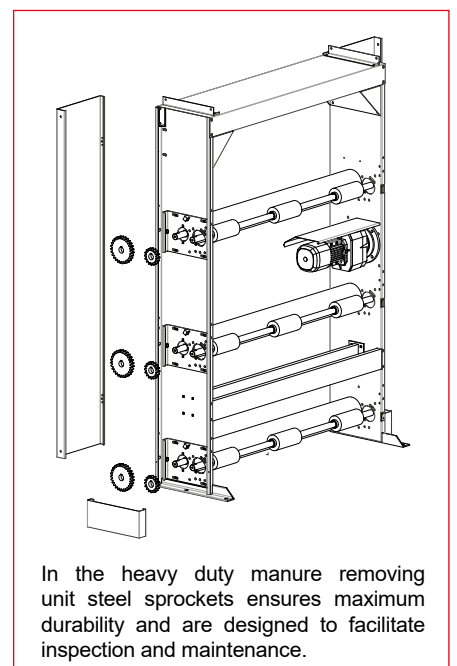
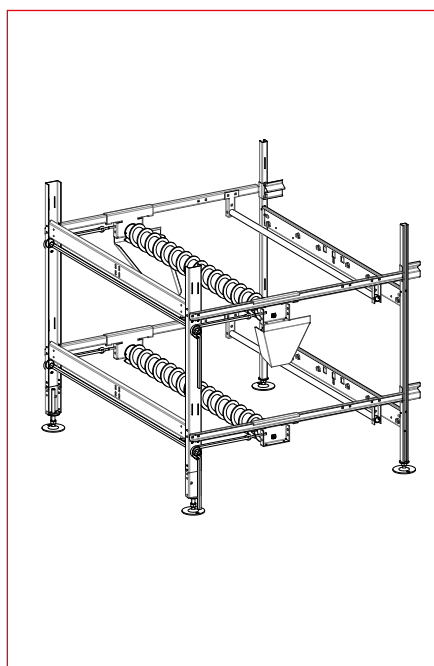


The secondary scraper placed on the return side of the manure belt before the last cage stand in an area undisturbed by feathers grants maximum cleaning.

The front head has been designed for allowing an easy maintenance and adjustment of the manure belts.

Furthermore, to subsequently reduce the times of assembly it has been studied a manure idling roller that allows the expulsion of the dirty.

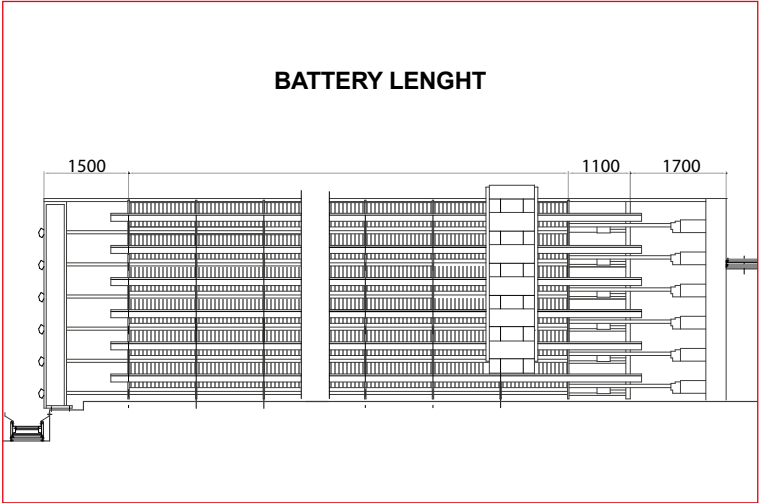
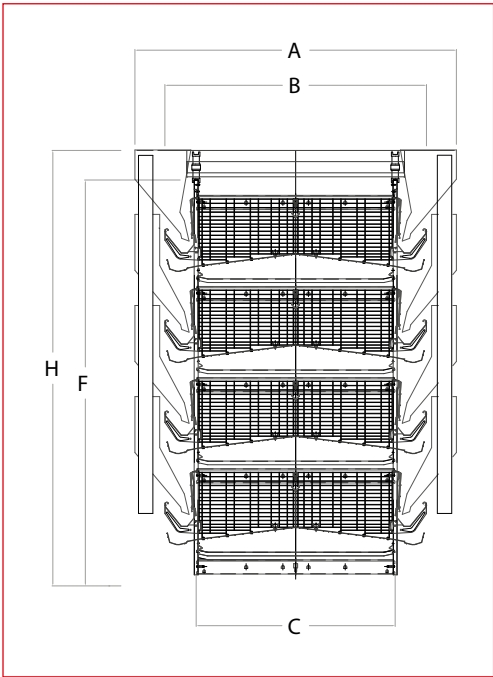
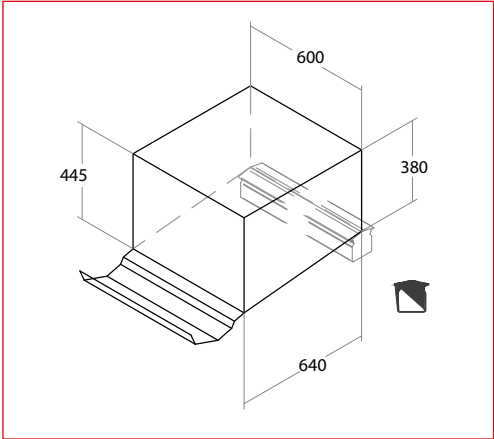
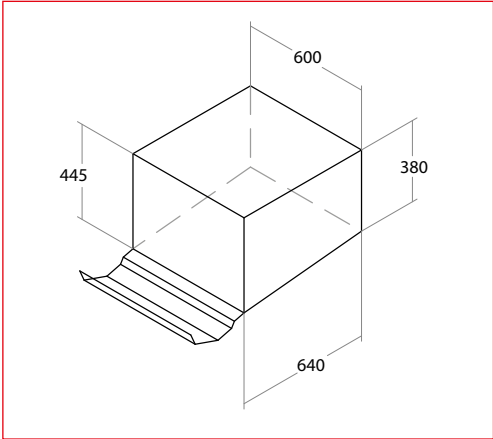
Such roller has only a sense of exit to avoid that the dirty begins to accumulate to the center of the spiral, jeopardizing the manure removing system.



In the heavy duty manure removing unit steel sprockets ensures maximum durability and are designed to facilitate inspection and maintenance.

TECHNICAL FEATURES **C3** LAYER

ECO-C3

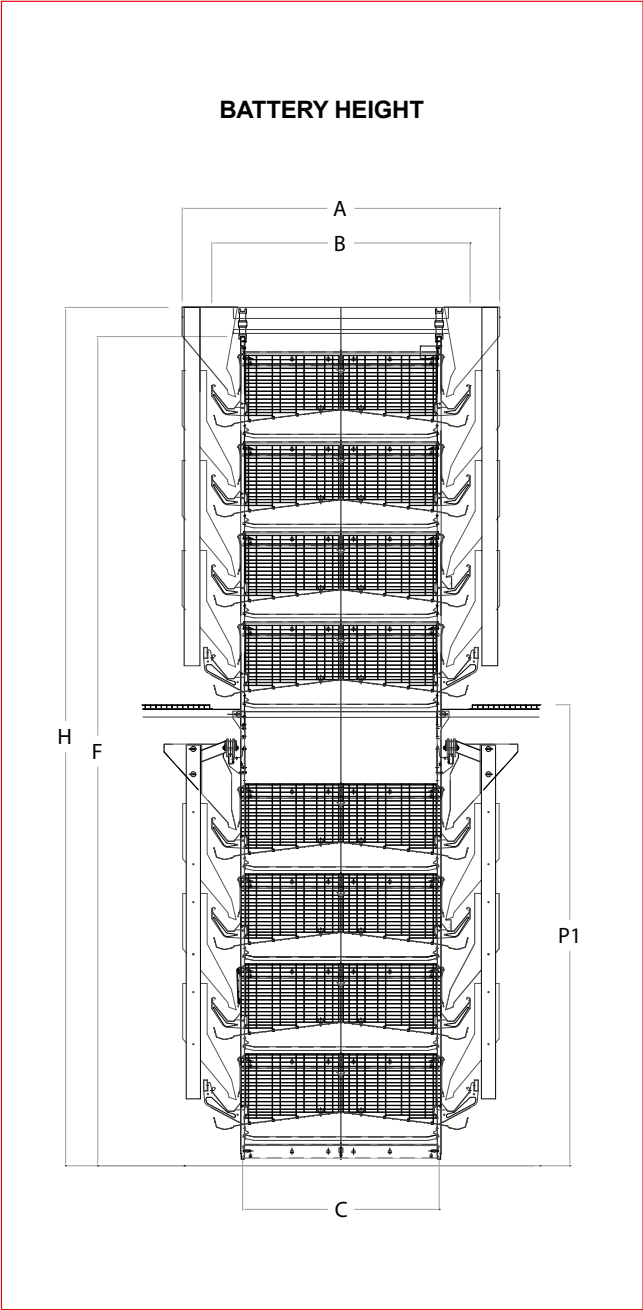


A	B	C
2010	1640	1240

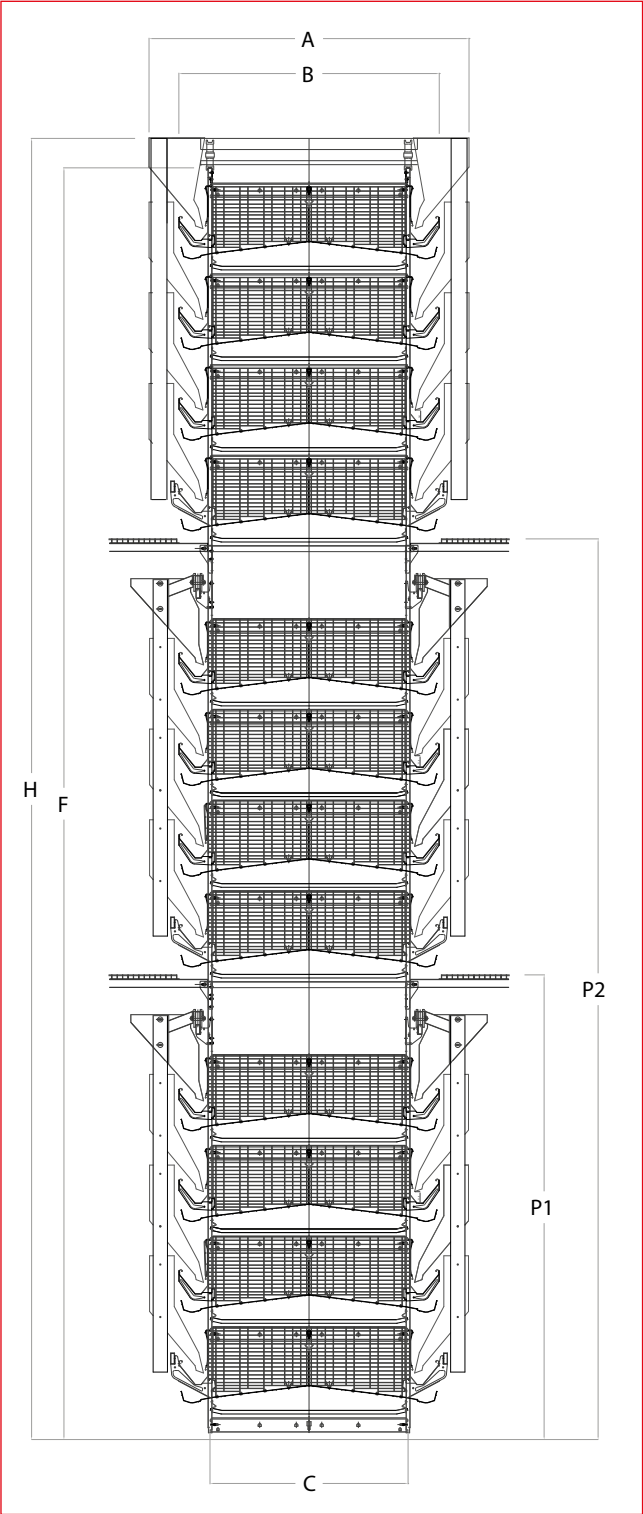
	3	4	5	6	7	8
H	2125	2695	3265	3835	4405	4975
F	1890	2460	3030	3600	4170	4740

measures expressed in millimeters

TECHNICAL FEATURES
 C3 LAYER



	3+3	4+3	4+4	5+4	5+5	6+5	6+6
H	4295	4865	5435	6005	6575	7145	7715
F	4060	4630	5200	5770	6340	6910	7480
P	2360	2930	2930	3500	3500	4070	4070



	3+3+3	4+3+3	4+4+3	4+4+4	5+4+4	5+5+5	6+5+5	6+6+5	6+6+6
H	6465	7035	7605	8175	8745	9885	10455	11025	11595
F	6230	6800	7370	7940	8510	9650	10220	10790	11360
P1	2360	2930	2930	2930	3500	3500	4070	4070	4070
P2	4530	5100	5670	5670	6240	6810	7380	7950	7950